


KS101P-EHL



10.1" Industrial Touch Panel PC



KEY FEATURES



CPU Performance

Intel® Atom® x6425E Processor, Quad Core
Intel® Atom® x6413E Processor, Quad Core




Touch Type

Projected Capacitive Touch



Dual Display

VGA + DP++



Multiple Expansions

Mini-PCIe
M.2 2230 E Key



Wide Voltage


Support 9 ~ 36V



PANEL

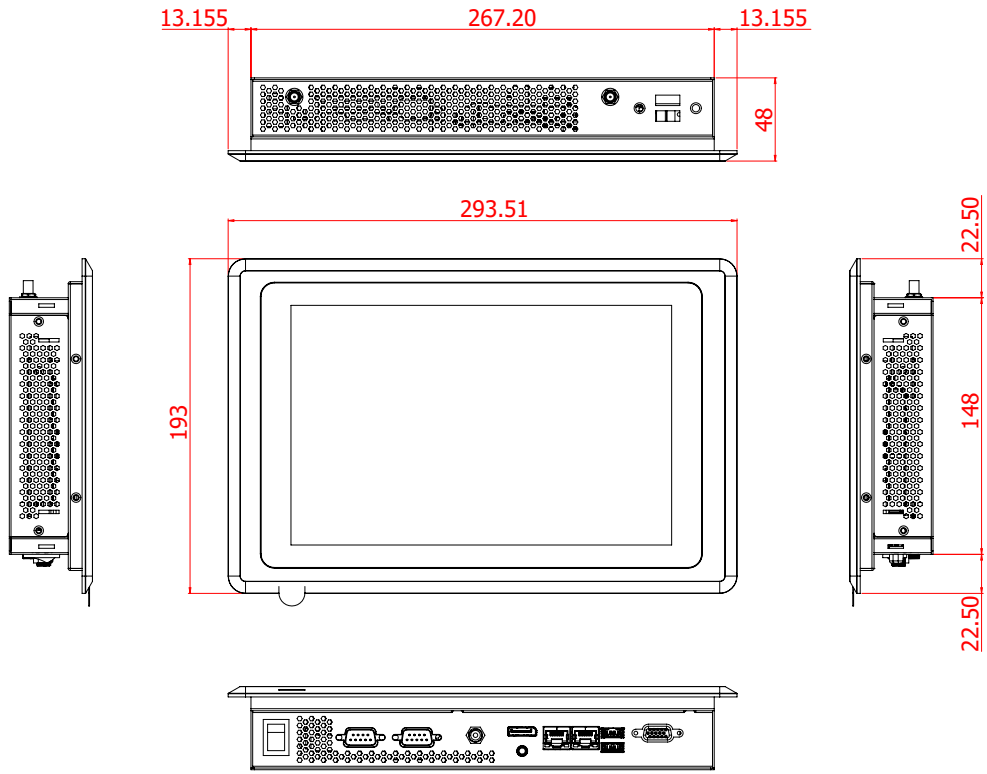


Top View



Bottom View

DIMENSIONS



SPECIFICATION

DISPLAY AND TOUCH SCREEN	Display	10.1" TFT LCD Panel	
	Contrast	16 : 10	
	Max. Resolution	1280 x 800	
	Touch Type	Projected Capacitive	
	Brightness	500 (cd/m2)	
	Backlight Lifetime	50,000 (hours)	
SYSTEM	Processor	Intel® Atom® x6425E Processor, Quad Core, 1.5M Cache, 2.0GHz (3.0GHz), 12W Intel® Atom® x6413E Processor, Quad Core, 1.5M Cache, 1.5GHz (3.0GHz), 9W	
	Memory	Single DDR4-3200 SODIMM Up to 32GB	
	BIOS	AMI SPI 256Mbit (supports UEFI boot only)	
GRAPHICS	Controller	Intel® HD Graphics	
	Feature	OpenGL 5.0, DirectX 12, OpenCL 2.1 HW Decode: AVC/H.264, MPEG2, VC1, WMV9, JPEG/MJPEG, HEVC/H.265, VP8, VP9, MVC HW Encode: AVC/H.264, JPEG/MJPEG, HEVC/H.265, VP8, VP9, MVC	
	Display	1 x DP++ 1 x VGA	DP++: resolution up to 4096x2304 @ 60Hz VGA: resolution up to 1920x1200 @ 60Hz
	Dual Displays	DP++ + VGA	
STORAGE	External	1 x 2.5" SATA 3.0 Drive Bay	
EXPANSION	Interface	1 x Mini-PCIe (PCIe/USB) 1 x M.2 2230 E Key (PCIe x1/USB2.0)	
I/O	Ethernet	2 x GbE (RJ-45)	
	Serial	1 x RS232/422/485 1 x RS232	
	USB	2 x USB 3.1 Gen2 2 x USB 2.0	
	Display	1 x DP++ 1 x VGA	
	Audio	1 x line-out	
	Button	1 x Power Button	
POWER	Type	DC 9-36V	
	Connector	DC Jack	
	Consumption	TBD	
MECHANISM	Construction	Aluminum Front Bezel	
	Mounting	VESA mount 100 x 100	
	IP Rating	IP65 Front Panel Protection	
	Dimensions(W x H x D)	294 x 193 x 48mm	
	Weight	1.7 Kg	
ENVIRONMENT	Operating Temperature	0 ~ 60°C	
	Storage Temperature	-30 ~ 80°C	
	Relative Humidity	10 to 95% @ 40°C, non-condensing	
STANDARDS AND CERTIFICATION	Shock	OP: Half-sine, 3G @ 11ms Non-OP: Half-sine, 5G @ 11ms	
	Vibration	OP: Random, 1Grms @ 5~500Hz, 30min Non-OP: Sweep sine, 3Grms @ 10~500Hz, 30min	
	Certifications	CE, FCC	

ORDERING INFORMATION

Model Name	Part Number	Description
KS101P-EHLW36-X13	750-KS1012-000G	KS101-EHL: KS101P-EHLW36-X13, 10.1" TFT WXGA Fan-less Panel PC with Projected Capacitive Touch, Intel® ATOM® x6413E, DC Input 9-36V DC jack, F/G SYSTEM RoHS
KS101P-EHLW36-X25	750-KS1012-100G	KS101-EHL: KS101P-EHLW36-X25, 10.1" TFT WXGA Fan-less Panel PC with Projected Capacitive Touch, Intel® ATOM® x6425E, DC Input 9-36V DC jack, F/G SYSTEM RoHS

PACKING LIST

1 KS101P-EHL Touch Panel PC
1 Poron foam
1 Quick Installation Guide